






































Rank	Competitor	Age	Club	RT	PTS	Result
1	 Grayson Coulte	14		0.67		4:02.64 14yrs NZR Entry: 4:10.67 -8.03
	50m: 26.72 100m: 56.23 (29.51) 150m: 1:26.19 (29.96) 200m: 1:57.49 (31.30) 250m: 2:28.53 (31.04) 300m: 3:00.27 (31.74) 350m: 3:32.00 (31.73) 400m: 4:02.64 (30.64)					
2	 Enoa Vial (V)	16		0.71		4:05.84 Entry: 4:11.66 -5.82
	50m: 27.85 100m: 58.18 (30.33) 150m: 1:29.30 (31.12) 200m: 2:00.43 (31.13) 250m: 2:31.88 (31.45) 300m: 3:03.24 (31.36) 350m: 3:34.95 (31.71) 400m: 4:05.84 (30.89)					
3	 Charlie Dickisor	15		0.73		4:06.14 Entry: 4:20.71 -14.57
	50m: 27.71 100m: 58.00 (30.29) 150m: 1:29.17 (31.17) 200m: 2:00.88 (31.71) 250m: 2:32.57 (31.69) 300m: 3:04.32 (31.75) 350m: 3:35.58 (31.26) 400m: 4:06.14 (30.56)					
4	 Tyler Lushkott	15		0.64		4:08.09 Entry: 4:14.90 -6.81
	50m: 27.14 100m: 57.39 (30.25) 150m: 1:29.27 (31.88) 200m: 2:01.65 (32.38) 250m: 2:34.32 (32.67) 300m: 3:06.87 (32.55) 350m: 3:38.59 (31.72) 400m: 4:08.09 (29.50)					
5	 William Tye	15		0.77		4:08.29 Entry: 4:14.59 -6.30
	50m: 27.24 100m: 58.62 (31.38) 150m: 1:30.20 (31.58) 200m: 2:02.52 (32.32) 250m: 2:34.26 (31.74) 300m: 3:06.98 (32.72) 350m: 3:38.96 (31.98) 400m: 4:08.29 (29.33)					
6	 Soeren Wells	16		0.70		4:08.92 Entry: 4:11.58 -2.66
	50m: 27.10 100m: 57.35 (30.25) 150m: 1:28.56 (31.21) 200m: 2:00.76 (32.20) 250m: 2:32.52 (31.76) 300m: 3:04.86 (32.34) 350m: 3:37.38 (32.52) 400m: 4:08.92 (31.54)					
7	 Sheldon Hogan	16		0.71		4:11.00 Entry: 4:12.60 -1.60
	50m: 27.76 100m: 58.08 (30.32) 150m: 1:29.72 (31.64) 200m: 2:02.02 (32.30) 250m: 2:34.07 (32.05) 300m: 3:06.74 (32.67) 350m: 3:39.28 (32.54) 400m: 4:11.00 (31.72)					
8	 Luca Lavigne	16		0.77		4:11.35 Entry: 4:13.61 -2.26
	50m: 28.19 100m: 59.20 (31.01) 150m: 1:31.02 (31.82) 200m: 2:03.32 (32.30) 250m: 2:35.75 (32.43) 300m: 3:08.47 (32.72) 350m: 3:40.75 (32.28) 400m: 4:11.35 (30.60)					
9	 Declan Broadfo	16		0.69		4:11.62 Entry: 4:17.46 -5.84
	50m: 27.45 100m: 58.62 (31.17) 150m: 1:30.89 (32.27) 200m: 2:03.50 (32.61) 250m: 2:35.59 (32.09) 300m: 3:08.48 (32.89) 350m: 3:40.35 (31.87) 400m: 4:11.62 (31.27)					

10	 Dominic Barton	14		0.74	4:16.34 Entry: 4:20.83	-4.49
	50m: 27.74 100m: 59.01 (31.27) 150m: 1:31.22 (32.21) 200m: 2:04.34 (33.12) 250m: 2:37.04 (32.70) 300m: 3:11.06 (34.02) 350m: 3:43.90 (32.84) 400m: 4:16.34 (32.44)					
11	 Aidan Taylor	16		0.64	4:17.99 Entry: 4:19.10	-1.11
	50m: 27.46 100m: 58.61 (31.15) 150m: 1:30.90 (32.29) 200m: 2:04.11 (33.21) 250m: 2:37.12 (33.01) 300m: 3:11.12 (34.00) 350m: 3:43.91 (32.79) 400m: 4:17.99 (34.08)					
12	 Cooper Ketcher	14		0.68	4:19.02 Entry: 4:25.54	-6.52
	50m: 29.52 100m: 1:02.74 (33.22) 150m: 1:35.55 (32.81) 200m: 2:08.75 (33.20) 250m: 2:41.62 (32.87) 300m: 3:14.95 (33.33) 350m: 3:47.89 (32.94) 400m: 4:19.02 (31.13)					
13	 Malachy Adams	13		0.80	4:19.07 Entry: 4:27.67	-8.60
	50m: 28.76 100m: 59.94 (31.18) 150m: 1:32.64 (32.70) 200m: 2:06.52 (33.88) 250m: 2:40.12 (33.60) 300m: 3:14.29 (34.17) 350m: 3:47.65 (33.36) 400m: 4:19.07 (31.42)					
14	 Jonathan Bao	14		0.55	4:19.88 Entry: 4:30.26	-10.38
	50m: 29.21 100m: 1:01.66 (32.45) 150m: 1:34.61 (32.95) 200m: 2:08.42 (33.81) 250m: 2:41.70 (33.28) 300m: 3:15.36 (33.66) 350m: 3:48.14 (32.78) 400m: 4:19.88 (31.74)					
15	 Theo Delande (16		0.67	4:20.86 Entry: 4:24.55	-3.69
	50m: 28.60 100m: 1:01.35 (32.75) 150m: 1:34.52 (33.17) 200m: 2:08.33 (33.81) 250m: 2:41.40 (33.07) 300m: 3:15.20 (33.80) 350m: 3:48.47 (33.27) 400m: 4:20.86 (32.39)					
16	 Zandre Herbst	15		0.70	4:20.93 Entry: 4:22.63	-1.70
	50m: 26.65 100m: 56.76 (30.11) 150m: 1:28.91 (32.15) 200m: 2:02.24 (33.33) 250m: 2:36.99 (34.75) 300m: 3:11.98 (34.99) 350m: 3:47.03 (35.05) 400m: 4:20.93 (33.90)					
17	 William Callow	15		0.72	4:21.22 Entry: 4:24.79	-3.57
	50m: 29.04 100m: 1:00.90 (31.86) 150m: 1:33.59 (32.69) 200m: 2:07.34 (33.75) 250m: 2:40.73 (33.39) 300m: 3:15.10 (34.37) 350m: 3:48.80 (33.70) 400m: 4:21.22 (32.42)					
18	 Daniel Ecclesto	16		0.62	4:21.27 Entry: 4:22.18	-0.91
	50m: 27.87 100m: 59.83 (31.96) 150m: 1:31.82 (31.99) 200m: 2:04.73 (32.91) 250m: 2:38.85 (34.12) 300m: 3:13.43 (34.58) 350m: 3:47.85 (34.42) 400m: 4:21.27 (33.42)					
19	 Benji McLean	14		0.73	4:22.21 Entry: 4:25.86	-3.65
	50m: 28.59 100m: 1:01.04 (32.45) 150m: 1:34.69 (33.65) 200m: 2:08.36 (33.67) 250m: 2:42.52 (34.16) 300m: 3:16.11 (33.59) 350m: 3:49.83 (33.72) 400m: 4:22.21 (32.38)					
20	 Naherehau Yun	14		0.65	4:24.35 Entry: 4:24.11	+0.24
	50m: 28.29 100m: 1:00.77 (32.48) 150m: 1:34.58 (33.81) 200m: 2:08.59 (34.01)					



250m: 2:42.32 (33.73) 300m: 3:16.34 (34.02) 350m: 3:50.18 (33.84)
400m: 4:24.35 (34.17)

21  Nathan Hu 13  0.54 **4:26.12**
Entry: 4:29.31 **-3.19**


50m: 29.26 100m: 1:01.80 (32.54) 150m: 1:35.87 (34.07) 200m: 2:10.44 (34.57)
250m: 2:45.12 (34.68) 300m: 3:19.73 (34.61) 350m: 3:53.46 (33.73)
400m: 4:26.12 (32.66)

22  Oscar Pederser 16  0.71 **4:27.78**
Entry: 4:23.95 **+3.83**

50m: 28.27 100m: 1:00.49 (32.22) 150m: 1:34.05 (33.56) 200m: 2:08.70 (34.65)
250m: 2:43.84 (35.14) 300m: 3:19.35 (35.51) 350m: 3:54.87 (35.52)
400m: 4:27.78 (32.91)

23  William Sun 13  0.69 **4:27.97**
Entry: 4:33.26 **-5.29**



50m: 28.94 100m: 1:01.67 (32.73) 150m: 1:35.69 (34.02) 200m: 2:10.56 (34.87)
250m: 2:45.07 (34.51) 300m: 3:20.38 (35.31) 350m: 3:54.92 (34.54)
400m: 4:27.97 (33.05)

24  Hayden Forlong 15  0.69 **4:28.50**
Entry: 4:29.12 **-0.62**

50m: 29.83 100m: 1:03.56 (33.73) 150m: 1:38.17 (34.61) 200m: 2:13.09 (34.92)
250m: 2:47.38 (34.29) 300m: 3:22.11 (34.73) 350m: 3:56.83 (34.72)
400m: 4:28.50 (31.67)

25  Jackson Rowler 15  0.65 **4:28.57**
Entry: 4:26.17 **+2.40**



50m: 28.14 100m: 1:00.94 (32.80) 150m: 1:35.32 (34.38) 200m: 2:10.73 (35.41)
250m: 2:45.88 (35.15) 300m: 3:21.03 (35.15) 350m: 3:55.57 (34.54)
400m: 4:28.57 (33.00)

26  Alex Sandford 16  0.70 **4:28.77**
Entry: 4:24.17 **+4.60**



50m: 28.49 100m: 1:00.31 (31.82) 150m: 1:33.55 (33.24) 200m: 2:07.80 (34.25)
250m: 2:42.98 (35.18) 300m: 3:18.75 (35.77) 350m: 3:54.47 (35.72)
400m: 4:28.77 (34.30)

27  Theophane Vidot 14 0.70 **4:29.18**
Entry: 4:31.08 **-1.90**

50m: 30.32 100m: 1:03.99 (33.67) 150m: 1:37.61 (33.62) 200m: 2:11.86 (34.25)
250m: 2:46.01 (34.15) 300m: 3:20.62 (34.61) 350m: 3:55.51 (34.89)
400m: 4:29.18 (33.67)

28  Faris Abdou 15  0.61 **4:29.41**
Entry: 4:22.30 **+7.11**

50m: 27.71 100m: 59.52 (31.81) 150m: 1:32.77 (33.25) 200m: 2:08.11 (35.34)
250m: 2:43.36 (35.25) 300m: 3:19.29 (35.93) 350m: 3:54.89 (35.60)
400m: 4:29.41 (34.52)





















29  James Zhang 14  0.69 **4:29.90**
Entry: 4:29.42 **+0.48**

50m: 29.37 100m: 1:02.97 (33.60) 150m: 1:37.48 (34.51) 200m: 2:11.87 (34.39)
250m: 2:46.58 (34.71) 300m: 3:21.69 (35.11) 350m: 3:57.33 (35.64)
400m: 4:29.90 (32.57)

30  Harry Lynn 15  0.65 **4:30.99**
Entry: 4:28.38 **+2.61**

50m: 28.55 100m: 1:02.16 (33.61) 150m: 1:36.68 (34.52) 200m: 2:11.91 (35.23)
250m: 2:47.36 (35.45) 300m: 3:22.88 (35.52) 350m: 3:57.27 (34.39)
400m: 4:30.99 (33.72)

4:33.84

31	 Matthew Callow	13		0.57	Entry: 4:38.47 -4.63
	50m: 30.68 100m: 1:04.90 (34.22) 150m: 1:39.19 (34.29) 200m: 2:14.73 (35.54) 250m: 2:49.30 (34.57) 300m: 3:24.92 (35.62) 350m: 3:59.37 (34.45) 400m: 4:33.84 (34.47)				
32	 Edward Garbutt	14		0.82	4:34.67 Entry: 4:31.82 +2.85
	50m: 30.25 100m: 1:03.41 (33.16) 150m: 1:37.60 (34.19) 200m: 2:12.84 (35.24) 250m: 2:48.64 (35.80) 300m: 3:24.74 (36.10) 350m: 4:00.43 (35.69) 400m: 4:34.67 (34.24)				
33	 Fletcher Cumm	13		0.71	4:34.92 Entry: 4:39.38 -4.46
	50m: 30.06 100m: 1:03.50 (33.44) 150m: 1:37.72 (34.22) 200m: 2:13.14 (35.42) 250m: 2:48.95 (35.81) 300m: 3:25.53 (36.58) 350m: 4:01.02 (35.49) 400m: 4:34.92 (33.90)				
34	 Luke Thompsor	15		0.60	4:36.69 Entry: 4:26.74 +9.95
	50m: 27.43 100m: 58.76 (31.33) 150m: 1:31.66 (32.90) 200m: 2:06.61 (34.95) 250m: 2:42.32 (35.71) 300m: 3:21.61 (39.29) 350m: 3:58.21 (36.60) 400m: 4:36.69 (38.48)				
35	 Levi Dixon	14		0.78	4:36.78 Entry: 4:34.90 +1.88
	50m: 30.47 100m: 1:04.31 (33.84) 150m: 1:39.19 (34.88) 200m: 2:14.45 (35.26) 250m: 2:50.84 (36.39) 300m: 3:27.66 (36.82) 350m: 4:02.87 (35.21) 400m: 4:36.78 (33.91)				
36	 Rory McParlanc	13		0.55	4:38.14 Entry: 4:37.94 +0.20
	50m: 29.78 100m: 1:03.32 (33.54) 150m: 1:39.17 (35.85) 200m: 2:15.66 (36.49) 250m: 2:51.47 (35.81) 300m: 3:28.72 (37.25) 350m: 4:04.26 (35.54) 400m: 4:38.14 (33.88)				
37	 Lucas Wang	13		0.61	4:38.50 Entry: 4:41.20 -2.70
	50m: 29.44 100m: 1:03.94 (34.50) 150m: 1:38.62 (34.68) 200m: 2:14.99 (36.37) 250m: 2:50.89 (35.90) 300m: 3:26.74 (35.85) 350m: 4:02.66 (35.92) 400m: 4:38.50 (35.84)				
38	 Lenny Park	13		0.62	4:47.03 Entry: 4:38.26 +8.77
	50m: 30.45 100m: 1:05.27 (34.82) 150m: 1:41.96 (36.69) 200m: 2:19.04 (37.08) 250m: 2:55.79 (36.75) 300m: 3:33.26 (37.47) 350m: 4:09.91 (36.65) 400m: 4:47.03 (37.12)				
39	 Tyrone Xu	13		0.70	4:48.42 Entry: 4:48.14 +0.28
	50m: 31.14 100m: 1:06.90 (35.76) 150m: 1:43.67 (36.77) 200m: 2:21.29 (37.62) 250m: 2:58.29 (37.00) 300m: 3:36.04 (37.75) 350m: 4:13.11 (37.07) 400m: 4:48.42 (35.31)				
40	 Logan Woods	13		0.50	4:52.02 Entry: 4:52.94 -0.92
	50m: 33.78 100m: 1:10.68 (36.90) 150m: 1:48.21 (37.53) 200m: 2:25.98 (37.77) 250m: 3:03.53 (37.55) 300m: 3:41.01 (37.48) 350m: 4:17.76 (36.75) 400m: 4:52.02 (34.26)				